



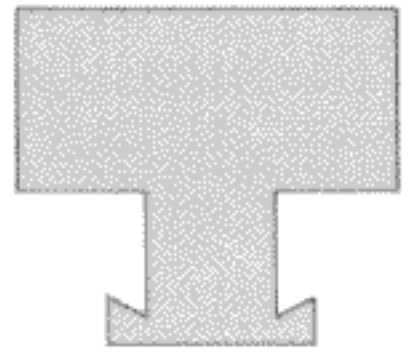


### Nailing Schedule For Roofing

TYPE OF ROOFING	SHINGLES PER SQUARE	LENGTH OF NAIL	NAILS PER SQUARE	POUNDS PER SQUARE (APPROXIMATE)		LABOR HOURS PER SQUARE
				12 GA. BY 7/16" HEAD	11 GA. BY 7/16" HEAD	
Roll Roofing on new deck	-	1"	252	.73	1.12	1
Roll Roofing over old roofing	-	1¾"	252	1.43	1.78	1¼
19" Selvage over old shingles	-	1¼"	181	1.83	1.07	1
3 Tab Sq. Butt on new deck	80	1¼"	336	1.22	1.44	1½
3 Tab Sq. Butt Re-roofing	80	1¾"	504	2.38	3.01	1¾

### Shingles

PRODUCT	CONFIGURATION	PER SQUARE			SIZE		EXPOSURE	UNDERWRITERS LABORATORIES LISTING
		APPROXIMATE SHIPPING WEIGHT	SHINGLES	BUNDLES	WIDTH	LENGTH		
Self-sealing random-tab strip shingle  Multi-thickness	Various edge, surface texture and application treatments	240# to 360#	64 to 90	3, 4 or 5	11½" to 14"	36" to 40"	4" to 6"	A or C -Many wind resistant
Self-sealing random-tab strip shingle  Single-thickness	Various edge, surface texture and application treatments	240# to 300#	65 to 80	3 or 4	12" to 13¼"	36" to 40"	5" to 5⅝"	A or C -Many wind resistant
Self-sealing square-tab strip shingle  Three-tab	Two-tab or Four-tab	215# to 325#	65 to 80	3 or 4	12" to 13¼"	36" to 40"	5" to 5⅝"	A or C -All wind resistant
	Three-tab	215# to 300#	65 to 80	3 or 4	12" to 13¼"	36" to 40"	5" to 5⅝"	
Self-sealing square-tab strip shingle  No-cutout	Various edge, surface texture treatments	215# to 290#	65 to 81	3 or 4	12" to 13¼"	36" to 40"	5" to 5⅝"	A or C -All wind resistant
Individual interlocking shingle  Basic design	Several design variations	180# to 250#	72 to 120	3 or 4	18" to 22¼"	20" to 22½"	-	A or C -Many wind resistant